





Club Health Assessment for District 334 D through January 2025

			Status	Membership							Reports					Finance	LCIF	
Club Number	Club Name	Charter Date		Current Member Count	YTD Members Added	YTD Members Dropped	YTD Net Growth	YTD Net Growth%	Member Count 12 Months Ago	Avg. length of service for dropped members	Months Since Last MMR ***	Yrs. Since Last Officer Report	President Rotation	Vice President Reported ****	Months Since Last Activity Report ***	Account Balance	Donations for current Fiscal Year	
			Number of times on status quo within last two years	If below 15 members appears					If net loss is greater than 20% appears			If no report in 3 months appears in	When more than one year appears in	Number of repeat terms	Notes the officers that do not have an active	If no report at 12 months appears in red		
Clubs less than two years old																		
157292	Kanazawa Mimoza	02/15/2024	Active	29	1	2	-1	-3.33%	0	1	1		2	R	P	N/R	90+ Days	\$590.42
Clubs more than two years old																		
25130	ANAMIZU	10/10/1967	Active	20	1	0	1	5.26%	21		6				M,VP,SC	15		
42145	ASAHIMACHI	12/22/1982	Active	11	1	1	0	0.00%	11	7	0				T,M,VP,SC	10		\$156.71
25132	AWARA-MIKUNI L C	10/04/1959	Active	26	0	1	-1	-3.70%	27	9	0			N	S,M,VP,SC	4		\$1,000.01
Exc Award (06/30/2016, 06/30/2017, 06/30/2020)																		
25135	FUKUI	08/07/1957	Active	78	1	2	-1	-1.27%	83	21	0			N	S		2	
Exc Award (06/30/2016, 06/30/2024)																		
25136	FUKUI AOI	11/07/1972	Active	85	3	1	2	2.41%	83	52	0			N	M,SC	10		\$10,555.94
Exc Award (06/30/2016, 06/30/2022)																		
25137	FUKUI CHUO	03/29/1962	Active	68	5	4	1	1.49%	69	15	0			N	S,M,VP,SC	2		\$19,454.93
118467	FUKUI EAST	12/17/2012	Active	89	11	1	10	12.66%	89	5	2			N	M		0	\$13,000.05
Exc Award (06/30/2016, 06/30/2017, 06/30/2020)																		
25138	FUKUI HONMARU	04/28/1970	Active	54	3	5	-2	-3.57%	60	18	0			N	SC	1		\$4,571.70
Exc Award (06/30/2016, 06/30/2017, 06/30/2020)																		
31954	FUKUI KUZURYU	03/29/1976	Active	45	1	1	0	0.00%	46	7	0			N	M,VP,SC	3		\$953.52
129667	Fukui Minato Marine	12/21/2016	Active	19	1	1	0	0.00%	21	4	6		None		P,S,T,M,VP SC	2		
Exc Award (06/30/2024)																		
43190	FUKUI PHOENIX	11/18/1983	Active	39	4	1	3	8.33%	36	11	0			N	S,T,M,SC	3		\$3,457.08
Exc Award (06/30/2016)																		
61658	FUKUI PURE	03/19/1999	Active	26	0	0	0	0.00%	32		7			N	S	11		
Exc Award (06/30/2017)																		
118466	FUKUI SOUTH	12/18/2012	Active	42	4	1	3	7.69%	41	2	2			N	M	2		\$3,000.01
Exc Award (06/30/2024)																		
25147	HAKUI	10/08/1963	Active	56	7	1	6	12.00%	46	2	0			N	SC	2		\$3,000.01
Exc Award (06/30/2016, 06/30/2022)																		
39497	HARUE SAKAI	02/23/1981	Active	38	1	0	1	2.70%	35		0				M,VP,SC	6		



Club Health Assessment for District 334 D through January 2025

			Status	Membership							Reports					Finance	LCIF
Club Number	Club Name	Charter Date		Current Member Count	YTD Members Added	YTD Members Dropped	YTD Net Growth	YTD Net Growth%	Member Count 12 Months Ago	Avg. length of service for dropped members	Months Since Last MMR ***	Yrs. Since Last Officer Report	President Rotation	Vice President Reported ****	Months Since Last Activity Report ***	Account Balance	Donations for current Fiscal Year
			Number of times on status quo within last two years	If below 15 members appears				If net loss is greater than 20% appears			If no report in 3 months appears in	When more than one year appears in	Number of repeat terms	Notes the officers that do not have an active	If no report at 12 months red		
25150	HIMI	09/01/1958	Active	64	2	3	-1	-1.54%	64	6	1			N	S,T,M,VP,SC	3	
25155	IMADATE	04/05/1963	Active	17	1	0	1	6.25%	16		6			N	M,SC	2	\$237.04
25156	KAGA	11/07/1958	Active	81	0	0	0	0.00%	85		1			N	VP,SC	1	\$2,795.01
25159	KAMIICHI	06/19/1965	Active	16	0	2	-2	-11.11%	19	12	1			N	T	10	
Exc Award (06/30/2021)																	
25165	KANAZAWA	08/17/1956	Active	83	2	2	0	0.00%	86	11	0				M,VP,SC	3	
25164	KANAZAWA CHUO	06/08/1968	Active	86	4	2	2	2.38%	83	11	0			N	SC	13	\$14,981.12
Exc Award (06/30/2021)																	
36950	KANAZAWA FUSHIMI	04/13/1979	Active	51	2	5	-3	-5.56%	63	18	2			N	T,VP,SC	14	\$10,000.00
25168	KANAZAWA HIGASHI	06/10/1960	Active	84	3	1	2	2.44%	83	24	0			N	SC	11	\$4,280.89
36848	KANAZAWA HIKARI	03/28/1979	Active	45	2	0	2	4.65%	43		4			N	S,T,VP,SC	11	\$3,000.01
25162	KANAZAWA JOHOKU	02/26/1970	Active	78	1	2	-1	-1.27%	81	8	0				T,M,VP,SC	0	\$2,627.45
25166	KANAZAWA KENROKU	06/23/1964	Active	61	1	0	1	1.67%	61		5				M,VP,SC	16	\$501.96
37896	KANAZAWA KIKUSUI	12/17/1979	Active	102	4	2	2	2.00%	99	7	0			N	M,VP,SC	17	90+ Days \$6,000.35
44495	KANAZAWA MIDORI	12/28/1984	Active	45	0	0	0	0.00%	45		10			N	M,SC	13	
25157	KANAZAWA MINAMI	09/23/1970	Active	36	1	2	-1	-2.70%	37	5	0				VP,SC	2	\$518.30
25163	KANAZAWA NISHI	09/14/1969	Active	50	2	0	2	4.17%	55		0			N	T,M,SC	0	90+ Days \$5,461.17
30382	KANAZAWA OYAMA	03/06/1975	Active	47	1	2	-1	-2.08%	63	3	0			N	S	13	\$100.00
99017	KANAZAWA PARK	04/04/2007	Active	10	1	0	1	11.11%	13		0		2	R	T,M,VP,SC	1	
25169	KATSUYAMA	02/25/1968	Active	22	2	0	2	10.00%	22		1		None		P,S,T,M,VP SC	2	\$261.18
25171	KOMATSU	11/19/1958	Active	103	32	3	29	39.19%	79	21	0				S,T,M,VP,SC	15	\$874.97
Exc Award (06/30/2016)																	
25172	KOMATSU CHUO	11/06/1972	Active	41	4	0	4	10.81%	36		6			N	T,M,VP,SC	12	\$261.29
59142	KOMATSU SEIUN	02/05/1997	Active	39	0	2	-2	-4.88%	47	30	0			N	SC	1	
Exc Award (06/30/2020)																	
25170	KOSUGI	06/21/1965	Active	73	1	0	1	1.39%	71		0			N	SC	0	\$1,906.32



Club Health Assessment for District 334 D through January 2025

			Status	Membership							Reports					Finance		LCIF
Club Number	Club Name	Charter Date		Current Member Count	YTD Members Added	YTD Members Dropped	YTD Net Growth	YTD Net Growth%	Member Count 12 Months Ago	Avg. length of service for dropped members	Months Since Last MMR ***	Yrs. Since Last Officer Report	President Rotation	Vice President Reported ****	Months Since Last Activity Report ***	Account Balance	Donations for current Fiscal Year	
			Number of times on status quo within last two years	If below 15 members appears				If net loss is greater than 20% appears			If no report in 3 months appears in	When more than one year appears in	Number of repeat terms	Notes the officers that do not have an active	If no report at 12 months red			
25174	KUROBE	09/26/1961	Active	58	1	1	0	0.00%	62	6	6			M,VP,SC	16		\$5,553.00	
Exc Award (06/30/2021, 06/30/2022)																		
25177	MARUOKA	01/19/1968	Active	31	4	1	3	10.71%	28	11	1			N	S,T,M,VP,SC	14	\$1,000.00	
25178	MATTO	03/30/1965	Active	55	2	3	-1	-1.79%	59	13	2				M,VP,SC	1	\$4,090.10	
Exc Award (06/30/2016)																		
25180	MIHAMA	03/27/1969	Active	44	3	1	2	4.76%	46	7	3				T,M,VP,SC	15	\$543.79	
25182	MIKAWA	03/21/1966	Active	31	2	1	1	3.33%	29	0	4				S,T,M,VP,SC	0	\$3,823.14	
30794	NAKANOTO	05/12/1975	Active	21	0	0	0	0.00%	21		10	1	None		P,S,T,M,VP SC	24+		
Exc Award (06/30/2020)																		
25187	NAMERIKAWA	03/22/1957	Active	43	1	2	-1	-2.27%	48	26	0				S,T,M,VP,SC	11	\$571.68	
25189	NANAO	04/19/1965	Active	55	0	0	0	0.00%	55		7			N	P,T,M,VP,SC	16	\$1,000.01	
25190	NOMI L C	05/01/1962	Active	39	4	1	3	8.33%	38	0	2		2		T,M,VP,SC	1	\$1,278.87	
25191	NONOICHI	10/27/1968	Active	34	0	4	-4	-10.53%	38	16	1			N	P,S,T,VP,SC	0	\$306.68	
44601	NOTO	01/28/1985	Active	30	0	0	0	0.00%	30		1				S,T,M,VP,SC	16		
25193	NYUZEN	10/06/1969	Active	59	4	0	4	7.27%	54		5			N	M,SC	1		
25194	OBAMA	01/26/1964	Active	36	3	3	0	0.00%	38	0	4			N	SC	3	\$1,340.33	
Exc Award (06/30/2022)																		
25198	OHNO	03/07/1958	Active	46	0	0	0	0.00%	46		6			N	T,M,SC	1	\$1,641.40	
25202	SABAE	03/29/1962	Active	77	3	0	3	4.05%	72		0			N	M,VP,SC	2	\$7,569.47	
46563	SABAE OHZAN	09/03/1986	Active	66	2	1	1	1.54%	66	11	2			N	SC	2	\$14,700.18	
25206	SHINMINATO	04/27/1964	Active	49	11	2	9	22.50%	43	10	1			N	T,SC	0	\$1,743.08	
25210	TAKAOKA	07/21/1956	Active	86	1	2	-1	-1.15%	90	16	2				VP,SC	0	\$5,864.52	
Exc Award (06/30/2020, 06/30/2021, 06/30/2022)																		
123792	Takaoka Alert	12/12/2014	Active	45	0	0	0	0.00%	49		7				S,T,M,VP,SC	2	\$453.16	
Exc Award (06/30/2016)																		
25208	TAKAOKA CHUO	10/05/1973	Active	42	1	2	-1	-2.33%	41	14	1				VP,SC	0	\$2,499.59	
Exc Award (06/30/2021, 06/30/2022, 06/30/2023)																		



Club Health Assessment for District 334 D through January 2025

			Status	Membership							Reports					Finance		LCIF
Club Number	Club Name	Charter Date		Current Member Count	YTD Members Added	YTD Members Dropped	YTD Net Growth	YTD Net Growth%	Member Count 12 Months Ago	Avg. length of service for dropped members	Months Since Last MMR ***	Yrs. Since Last Officer Report	President Rotation	Vice President Reported ****	Months Since Last Activity Report ***	Account Balance	Donations for current Fiscal Year	
			Number of times on status quo within last two years	If below 15 members appears				If net loss is greater than 20% appears			If no report in 3 months appears in	When more than one year appears in	Number of repeat terms	Notes the officers that do not have an active	If no report at 12 months red			
25211	TAKAOKA FUSHIKI	11/12/1958	Active	33	3	0	3	10.00%	31		1			M,VP,SC	0	90+ Days	\$250.98	
25216	TAKAOKA KOJYO	03/19/1964	Active	36	3	7	-4	-10.00%	40	22	1		N	T,M,SC	0			
	Exc Award (06/30/2016)																	
25224	TAKAOKA SHIKINO	05/12/1967	Active	50	1	2	-1	-1.96%	51	5	1		N	M,SC	0		\$2,652.97	
	Exc Award (06/30/2023)																	
25215	TAKEFU	07/25/1962	Active	57	1	3	-2	-3.39%	61	25	1		N	SC	3		\$9,064.52	
	Exc Award (06/30/2022, 06/30/2023)																	
29169	TAKEFU CENTRAL	04/16/1974	Active	62	2	3	-1	-1.59%	74	8	1		N	M	1		\$770.50	
	Exc Award (06/30/2020)																	
25231	TATEYAMA	04/07/1968	Active	15	0	1	-1	-6.25%	18	4	2			S,T,M,VP,SC	10		\$208.95	
101955	TATSURUHAMA	05/02/2008	Active(1)	36	0	0	0	0.00%	35		7		N	M,VP,SC	24+		\$2,000.00	
25223	TONAMI	04/29/1965	Active	84	2	2	0	0.00%	83	0	0		N	P,S,T,SC	1		\$20,200.01	
	Exc Award (06/30/2022)																	
25225	TONAMI CENTRAL	01/24/1968	Active	87	3	5	-2	-2.25%	89	18	3			P,S,T,M,VP SC	14	90+ Days	\$3,766.90	
25219	TOYAMA	04/17/1956	Active	44	7	1	6	15.79%	45	3	2			P,T,VP,SC	9			
132279	Toyama Alert	07/28/2017	Active	16	0	1	-1	-5.88%	17	0	4		None	P,T,M,VP,SC	3			
25222	TOYAMA CENTRAL	12/17/1962	Active	54	1	0	1	1.89%	54		2		N	P,S,T,M,VP SC	0			
52022	TOYAMA HEISEI	09/16/1991	Active	21	0	1	-1	-4.55%	24	11	0			P,S,T,M,VP SC	14			
37624	TOYAMA HIGASHI	10/16/1979	Active	43	3	0	3	7.50%	42		1		N	S,T,M,SC	1		\$348.59	
	Exc Award (06/30/2016)																	
84016	TOYAMA IKIIKI	08/09/2004	Active	29	0	11	-11	-27.50%	40	15	1		N	M,SC	12		\$3,250.05	
25229	TOYAMA JINZU	11/24/1968	Active	63	2	2	0	0.00%	65	11	1			M,VP,SC	2		\$2,587.67	
78944	TOYAMA KOHSHI	04/28/2004	Active	9	0	0	0	0.00%	11		8			P,T,M,VP,SC	24+			
29818	TOYAMA MINAMI	09/16/1974	Active	55	1	2	-1	-1.79%	56	12	1			T,VP,SC	16		\$1,470.13	
25230	TOYAMA MINATO	11/24/1968	Active	33	1	1	0	0.00%	38	43	3			P,S,M,VP,SC	3	90+ Days	\$1,306.76	
25227	TOYAMA NISHI	09/13/1971	Active	59	5	3	2	3.51%	57	15	0		N	S,M,SC	1			
	Exc Award (06/30/2020)																\$10,690.22	



Club Health Assessment for District 334 D through January 2025

			Status	Membership							Reports					Finance	LCIF
Club Number	Club Name	Charter Date		Current Member Count	YTD Members Added	YTD Members Dropped	YTD Net Growth	YTD Net Growth%	Member Count 12 Months Ago	Avg. length of service for dropped members	Months Since Last MMR ***	Yrs. Since Last Officer Report	President Rotation	Vice President Reported ****	Months Since Last Activity Report ***	Account Balance	Donations for current Fiscal Year
			Number of times on status quo within last two years	If below 15 members appears				If net loss is greater than 20% appears			If no report in 3 months appears in	When more than one year appears in	Number of repeat terms	Notes the officers that do not have an active	If no report at 12 months appears in red		
25228	TOYAMA RAICHO	08/24/1971	Active	28	3	13	-10	-26.32%	41	13	0			N	P,S,T,M,VP SC	4	\$292.81
43574	TOYAMA SHOWA	02/27/1984	Active	94	2	0	2	2.17%	96		4				S,T,M,VP,SC	11	\$1,040.01
Exc Award (06/30/2020, 06/30/2022)																	
25221	TSURUGA	05/27/1962	Active	62	2	0	2	3.33%	59		0				S,VP,SC	16	\$808.72
Exc Award (06/30/2020)																	
34796	TSURUGA MINATO	12/01/1977	Active	68	0	3	-3	-4.23%	73	12	0			N	M,SC	16	\$2,630.02
Exc Award (06/30/2020)																	
100506	TSURUGA SENIOR	11/08/2007	Active	13	0	1	-1	-7.14%	15	11	1			N	S,T,M,SC	24+	\$182.83
57593	TSURUGAKEHI	12/11/1995	Active	33	2	0	2	6.45%	34		4			N	M,SC	16	\$432.25
25232	TSURUGI	08/03/1969	Active	21	0	0	0	0.00%	21		7			N	S,T,M,VP,SC	13	\$2,434.02
29819	UOZU	09/16/1974	Active	48	7	4	3	6.67%	47	35	1				M,VP,SC	10	\$8,100.12
25236	WAJIMA	09/28/1969	Active	47	0	0	0	0.00%	49		7	1	None		P,S,T,M,VP SC	14	
25181	WAKASA	12/05/1972	Active	41	3	0	3	7.89%	38		0			N	T,M,SC	11	\$4,800.16
25235	WAKASA NISHI	04/18/1965	Active	17	2	1	1	6.25%	17	34	1				T,M,VP,SC	11	\$208.95
25238	YATSUO FUCHU L C	04/28/1968	Active	25	0	2	-2	-7.41%	27	13	5				P,S,T,M,VP SC	2	


Clubs Cancelled Previous Fiscal Year – Clubs Cancelled within last 12 months may be reinstated

Club Number	Club Name	Charter Date	Current Status*	Cancellation Date
25201	OYAMA	08/09/1971	Cancelled(6*)	06/29/2024
98121	TAKAOKA FLOWER	12/07/2006	Cancelled(6*)	06/29/2024

Current Total Clubs Count	YTD New Clubs Count	YTD Cancelled Clubs Count	YTD Net Club Gain	Current Total Members Count	YTD YTD Add Drop	YTD Net Growth	YTD Net Growth %	Member Count 12 Months Ago	Average Member Count Per Club	% of Clubs with less than 20 members	% No MMR in 3 Months	% No Officer Report in 12 Months	% of Clubs with balance 90+ days	Number of Clubs in Status Quo	% Status Quo Clubs in Financial Suspension	Number of Cancelled Clubs	Average Cancelled Club Age	Members Lost Due to Cancellation	% of Clubs Cancelled for Non-Financial Reasons
90	0	0	0	4,289	208 143	65	1.54%	4,352	48	11%	30%	2%	9%	0	0%	0	0	0	0%



Club Health Assessment for District 334 D through January 2025

			Status	Membership							Reports					Finance	LCIF
Club Number	Club Name	Charter Date		Current Member Count	YTD Members Added	YTD Members Dropped	YTD Net Growth	YTD Net Growth%	Member Count 12 Months Ago	Avg. length of service for dropped members	Months Since Last MMR ***	Yrs. Since Last Officer Report	President Rotation	Vice President Reported ****	Months Since Last Activity Report ***	Account Balance	Donations for current Fiscal Year
			Number of times on status quo within last two years	If below 15 members appears				If net loss is greater than 20% appears			If no report in 3 months appears in	When more than one year appears in	Number of repeat terms	Notes the officers that do not have an active	If no report at 12 months appears in red		

* - P - Priority Club. Cancellation Reasons: 1-Objectives/conduct, 2-Non-active club, 5-Non-existing club, 6-Disbanding, 7-Merger, 8-Financial Suspension, 9-District/Multiple District Dues.
** - Abbreviation: P-President, S-Secretary, T-Treasurer, M-Member Chairperson, VP-First Vice President, MC-Communications Chairperson, SC-Service Chairperson
*** - Abbreviation: N/R - Never reported using the Lions Clubs website, N/A - Not applicable, No password registered for the Lions Clubs website.
**** - Abbreviation: N - New, IP - Immediate Past, R - Repeat.